

Flow Rate

Temp Rise (°F)	(NC380) Series	NR111 (NC250) Series	NRC111 (NCC199) Series	NR98 (NC199) Series	NR83 Series	NR71 Series	NR66 Series	NR50 Series
30	13.2	11.1	11.1	9.8	8.3	7.1	6.6	5.0
35	13.2	11.1	10.6	9.2	8.1	7.1	6.6	5.0
40	13.2	10.5	9.3	8.4	7.6	7.1	5.7	5.0
45	13.2	9.3	8.4	7.5	6.7	6.3	5.3	4.2
50	12.5	8.4	7.4	6.7	6.1	5.8	4.6	3.9
55	11.3	7.6	6.8	6.1	5.4	5.2	4.2	3.5
60	10.4	7.0	6.2	5.6	5.0	4.8	3.8	3.3
65	9.6	6.5	5.8	5.2	4.7	4.4	3.5	3.0
70	8.9	6.0	5.3	4.8	4.3	4.1	3.3	2.8
75	8.3	5.6	5.0	4.5	4.1	3.8	3.1	2.6
80	7.8	5.3	4.6	4.2	3.8	3.6	2.9	2.5
85	7.3	4.9	4.4	4.0	3.6	3.4	2.7	2.3
90	6.9	4.7	4.1	3.7	3.4	3.2	2.6	2.2
95	6.6	4.4	3.9	3.5	3.2	3.0	2.4	2.1
100	6.2	4.2	3.7	3.4	3.0	2.9	2.3	2.0

(For peak flow rates in shaded areas, contact Noritz for proper setting.)

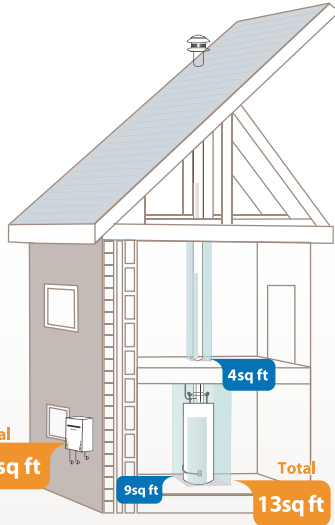
Sizing Reference

Model	Summer Water Supply 70°F	Winter Water Supply 45°F
(NC380)	5.3 Showers 13.2 GPM	4.2 Showers 10.4 GPM
NR111 (NC250)	4.4 Showers 11.1 GPM	2.8 Showers 7.0 GPM
NRC111 (NCC199)	4.1 Showers 10.6 GPM	2.5 Showers 6.2 GPM
NR98 (NC199)	3.7 Showers 9.2 GPM	2.2 Showers 5.6 GPM
NR83	3.3 Showers 8.3 GPM	2.0 Showers 5.0 GPM
NR71	2.8 Showers 7.1 GPM	1.9 Showers 4.8 GPM
NR66	2.6 Showers 6.6 GPM	1.5 Showers 3.8 GPM
NR50	2.5 Showers 5.0 GPM	N/A for Winter Weather

(Model numbers in parenthesis are commercial models. Assuming a standard 2.5 GPM shower head and 105°F output water temperature.)

Space Saving Calculation

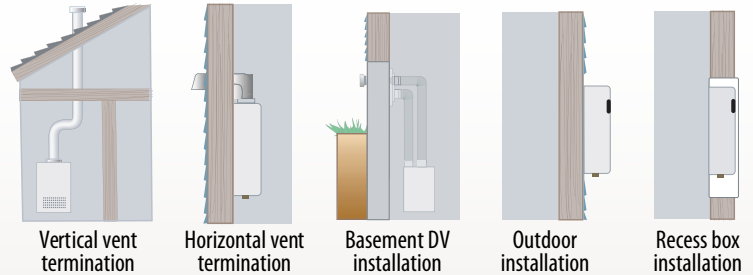
A traditional tank-type water heater takes up to 13 ft² of space. If 1 ft² is worth \$200, that's \$2,600 (13 ft² X \$200) worth of space you could be saving at Noritz



* Installation must conform with local codes, or in the absence of local codes, the National Fuel Gas Code, ANSI Z223.1/NFPA 54.

Flexible & Space Saving Installation

With the compact size and broad selection, Noritz tankless water heaters can be installed virtually anywhere. Indoor or outdoor, Noritz has the unit, venting and accessories needed for the job.



Warranty Info

12 year Heat Exchanger
5 year Warranty on Parts
1 year Reasonable Labor

Basic Warranty

Noritz offers a 12-year residential warranty on the heat exchanger, a 5-year warranty on parts and 1-year reasonable labor. (Labor will be paid to an authorized Noritz Service Rep. on pre-approved warranty repairs.) The residential warranty on the heat exchanger is reduced to 3 years for the NR66 & NR71 Series if the product is supplied with circulated water. All residential series units supplied with pre-heated water will have warranty coverage on the heat exchanger for 3 years.

12 year Recirculation Warranty
5 year Warranty on Parts
1 year Reasonable Labor

Recirculation Warranty

Noritz offers an extension on the residential recirculation warranty on the following model series: **NR83, NR98, NRC111, and NR111**. The recirculation warranty will now cover 12 years or 6500 hours of operational time, whichever occurs first, as long as the recirculation pump is installed per our installation guidelines and is controlled at minimum with an aquastat. The extension does not apply to units supplied with pre-heated water.

Federal Tax Credit

Noritz water heaters that meet ENERGY STAR qualifications are eligible for a federal tax credit of \$300. In addition to the federal tax credit, many local utility companies are recognizing the benefits of tankless water heaters and are encouraging this through rebates. Check with your installer, local utility company or www.noritz.com/homeowners for available rebates.



Accessories



Remote Controller



Pipe Cover



Isolation Valves



Recess Box



ScaleShield



H₂FLOW



Outdoor Junction Box



Temp/Pressure Gauge



Neutralizer

Accessories	Descriptions	Part Number	NR50 NR66		NR71		NR83 NR98			NRC111 NCC199		NR111 NC250			NC199		NC380	NH		
			SV	OD	SV	OD	SV	DVC	OD	SV	DV	SV	DV	OD	DVC	OD	SV	150	199	
Remote Controller	Remote Controller	RC-7649M RC-7650M (CAN)	✓	✓	✓	✓	✓*		✓*	✓*	✓*	✓*	✓*	✓*	✓*	✓*				
Remote Controller Cord	10' Length	RC-CORD10	✓	✓	✓	✓	✓*		✓*	✓*	✓*	✓*	✓*	✓*	✓*	✓*				
	26' Length	RC-CORD26	✓	✓	✓	✓	✓		✓	✓	✓	✓	✓	✓	✓	✓				
RC Outdoor Junction Box	RC-OJB	0700757	✓	✓	✓	✓	✓		✓	✓		✓		✓		✓				
Pipe Covers	Pipe Cover	PC-1S	✓	✓	✓	✓														
	Pipe Cover	PC-2S					✓		✓											
	Pipe Cover	PC-2S-GRY														✓				
	Pipe Cover	PC-3S								✓	✓	✓	✓	✓						
	Pipe Cover	PC-5S							✓											
	Pipe Cover	PC-5S-GRY														✓				
	Pipe Cover	PC-3S-SUS									✓	✓	✓	✓	✓					
	Pipe Cover	PC-4S-SUS																✓		
Quick-Connect Cable	2-units only	QC-1					✓	✓	✓	✓	✓	✓	✓	✓	✓	✓	✓			
	2-units only	QC-2 (NR83 only)							✓											
System Controller	Up to 6 units	SC-201-6M								✓	✓	✓	✓	✓				✓		
	Up to 6 units	SC-201-6M-EXT-OD															✓			
	Up to 6 units	SC-201-6M-EXT-DVC														✓***				
	Up to 12 Units	SC-201-12M								✓	✓	✓	✓	✓				✓		
	Up to 24 Units	SC-201-24M								✓	✓	✓	✓	✓				✓		
Isolation Valves	Isolation Valves (Includes Pressure Relief Valve) For lead free isolation valves and adapters, add "-LF" to the part number	IK-WV-200-1-TH	✓	✓	✓	✓	✓	✓	✓	✓	✓	✓	✓	✓	✓	✓				
		IK-WV-200-1-SW	✓	✓	✓	✓	✓	✓	✓	✓	✓	✓	✓	✓	✓	✓				
		IK-WV-300-1-TH																✓	✓	✓
		IK-WV-300-1-SW																✓	✓	✓
Recess Box	NR50-OD/NR66-OD	RB-500		✓																
	NR71-OD	RB-600				✓														
	NR98-OD/NC199-OD	RB-700							✓								✓			
	NR111-OD	RB-900													✓					
ScaleShield	ScaleShield	SS-HB-1	✓	✓	✓	✓	✓	✓	✓	✓	✓									
		SS-HB-2											✓	✓	✓	✓	✓	✓**		
ScaleShield Refill Cartridges	1 Each	HBC-1	✓	✓	✓	✓	✓	✓	✓	✓	✓									
	1 Each	HBC-2										✓	✓	✓	✓	✓	✓**			
H ₂ FLOW	H2Flow	H2F	✓	✓	✓	✓	✓	✓	✓	✓	✓	✓****	✓****	✓****	✓	✓	✓****	✓	✓	
H ₂ FLOW Refill Cartridge	1 Each	H2F-C	✓	✓	✓	✓	✓	✓	✓	✓	✓	✓	✓	✓	✓	✓	✓	✓	✓	
Temp/Pressure Gauge	(75 PSI, 320° F)	TPG1-30																✓*	✓*	
Safety Relief Valve	Safety Relief Valve	HTGSRV-1																✓*	✓*	
Neutralizer	Neutralizer Cartridge	SKD7466									✓*	✓*								

SV= Standard Vent, DV= Direct Vent, OD= Outdoor Model, DVC= Concentric Vent
* Included with heater purchase. ** Two units required. *** RC-Cords will need to be purchased. ****Please contact Noritz for commercial sizing.

COMMERCIAL

NC380- ASME SERIES

High Capacity
380,000 BTUH
Indoor & Outdoor Install




NC250- ASME SERIES

High Capacity
250,000 BTUH
Indoor & Outdoor Install



NCC199 SERIES

High Efficiency
199,900 BTUH
Indoor & Outdoor Install



Specifications

Gas Consumption (Natural Gas/Propane)	380,000 - 22,500 BTUH	SV: 250,000 - 11,000 BTUH DV: 250,000 - 11,000 BTUH	SV: 199,900 - 11,000 BTUH DV: 199,900 - 11,000 BTUH
Gas Supply Pressure	SV: NG: 5.0" - 10.5" LP: 10.5" - 14.0"	SV: NG: 5.0" - 10.5" LP: 10.5" - 14.0" DV: NG: 5.0" - 10.5" LP: 10.5" - 14.0"	SV: NG: 4.0" - 10.5" LP: 8.0" - 14.0" DV: NG: 4.0" - 10.5" LP: 8.0" - 14.0"
Energy Factor	n/a	n/a	SV: 0.91 (NG), 0.93 (LP) DV: 0.92 (NG), 0.94 (LP)
Thermal Efficiency	80% (NG), 84% (LP)	84%	SV: 93%, DV: 93.3% (NG), 93.9% (LP)
Max Hot Water Capacity	45° F Rise: 13.2 Gal./min.	45° F Rise: 9.3 Gal./min.	45° F Rise: 8.4 Gal./min.
Capacity Range	0.7 - 13.2 Gal./min.	0.5-11.1 Gal./min.	0.5-11.1 Gal./min.
Installation	Indoor/Outdoor, Wall Mounted	SV: Indoor/Outdoor, Wall Mounted DV: Indoor, Wall Mounted	SV: Indoor/Outdoor, Wall Mounted DV: Indoor, Wall Mounted
Air Supply/ Exhaust	Power Vented, 5" Flue	SV: Power Vented, 4" Flue DV: Direct Vent, 4" Intake & Exhaust	SV: Power Vented, 4" Flue DV: Direct Vent, 4" Intake & Exhaust
Ignition	Direct Ignition	Direct Ignition	Direct Ignition
Operating Pressure	15-150 psi	15-150 psi	15-150 psi
Minimum Flow Rate	0.7 GPM	0.5 GPM	0.5 GPM
Dimension	29.7" (H) x 19.1" (W) x 11.8" (D)	SV: 24.2" (H) x 18.3" (W) x 9.4" (D) DV: 24.4" (H) x 18.4" (W) x 9.4" (D)	SV: 24.4" (H) x 18.4" (W) x 9.4" (D) DV: 24.4" (H) x 18.4" (W) x 9.4" (D)
Weight	106 (pounds)	SV: 62 (pounds) DV: 62 (pounds)	SV: 73 (pounds) DV: 73 (pounds)
Water Holding Capacity	0.6 GPM	0.3 GPM	0.5 GPM
Water Inlet	1"	3/4"	NPT 3/4"
Hot Water Outlet	1"	3/4"	NPT 3/4"
Gas Inlet	1"	3/4"	NPT 3/4"
Supply	120 VAC (60 Hz)	120 VAC (60 Hz)	120 VAC (60 Hz)
Consumption	NG: 137W LP: 142W, Freeze Protect. 371W	SV: NG: 115W LP: 115W DV: NG: 115W LP: 120W	SV: NG: 106W LP: 109W DV: NG: 115W LP: 120W
Temperature Settings	100-150° F (in 5° F intervals), 160, 170, 180° F (in 10° F intervals) (14 options)	100-150° F (in 5° F intervals), 160, 170, 180° F (in 10° F intervals) (14 options)	100-150° F (in 5° F intervals), 160, 170, 180° F (in 10° F intervals) (14 options)
Default Temperature Options	120, 130, 140, 180° F (Original is 120° F)	120, 130, 140, 180° F (Original is 120° F)	120, 130, 140, 180° F (Original is 120° F)
Included Accessories	Remote Controller & Cord, Anchoring Screws	SV: Remote Controller & Cord, Anchoring Screws, Power Cord DV: Remote Controller & Cord, Anchoring Screws	SV: Remote Controller & Cord, Anchoring Screws DV: Remote Controller & Cord, Anchoring Screws

NC199 SERIES

Commercial Unit
199,900 BTUH
Indoor & Outdoor Install



Specifications

Gas Consumption (Natural Gas/Propane)	OD: 199,900 - 12,000 BTUH DVC: 199,900 - 11,000 BTUH
Gas Supply Pressure	OD: NG: 4.0" - 10.5" LP: 8.0" - 14.0" DVC: NG: 4.0" - 10.5" LP: 8.0" - 14.0"
Energy Factor	OD: 0.82 (NG), 0.86 (LP) DVC: 0.82 (NG), 0.84 (LP)
Thermal Efficiency	84%
Max Hot Water Capacity	45°F Rise: 7.5 Gal./min.
Capacity Range	0.5-9.8 Gal./min.
Installation	OD: Outdoor, Wall Mounted DVC: Indoor, Wall Mounted
Air Supply/ Exhaust	OD: Power Vented, No Venting DVC: Power Vented 3" x 5" Concentric Venting
Ignition	Direct Ignition
Operating Pressure	15-150 psi
Minimum Flow Rate	0.5 GPM
Dimension	OD: 23.6" (H) x 13.8" (W) x 9.4" (D) DVC: 23.6" (H) x 13.8" (W) x 10.2" (D)
Weight	OD: 47 (pounds) DVC: 55 (pounds)
Water Holding Capacity	0.2 GPM
Water Inlet	3/4"
Hot Water Outlet	3/4"
Gas Inlet	3/4"
Supply	120 VAC (60 Hz)
Consumption	OD: NG: 64W LP: 77W DVC: NG: 108W LP: 96W
Temperature Settings	100-150°F (in 5°F intervals), 160, 170, 180°F (in 10°F intervals) (14 options)
Default Temperature Options	120, 130, 140, 180°F (Original is 120°F)
Included Accessories	OD: Remote Controller & Cord, Anchoring Screws DVC: Anchoring Screws

COMMERCIAL UNITS: ACCESSORIES

Accessories	Part Number	NC380		NC250		NCC199		NC199	
		SV	SV	DV	SV	DV	OD	DVC	
Remote Controller	RC-7649	✓*	✓*	✓*	✓*	✓*	✓*	✓*	✓*
	RC-7650M (Can)	✓*	✓*	✓*	✓*	✓*	✓*	✓*	✓*
Remote Controller Cord	RC-CORD10	✓*	✓*	✓*	✓*	✓*	✓*	✓*	✓*
	RC-CORD26	✓	✓	✓	✓	✓	✓	✓	✓
Remote Controller Outdoor Junction Box	0700757	✓	✓		✓			✓	
Pipe Cover	PC-2S-GRY								✓
	PC-5S-GRY								✓
	PC-3S-SUS		✓	✓	✓	✓			
	PC-4S-SUS	✓							
Quick-Connect Remote Controller Cable	QC-1	✓	✓	✓	✓	✓	✓	✓	✓
System Controller (For Multi-System)	SC-201-6M	✓	✓	✓	✓	✓			
	SC-201-6M-EXT-OD							✓	
	SC-201-6M-EXT-DVC								✓
	SC-201-12M	✓							
	SC-201-24M	✓							
Isolation Valve Kit <small>For lead free isolation valves and adapters, add "-LF" to the part number</small>	IK-WV-200-1-TH		✓	✓	✓	✓	✓	✓	✓
	IK-WV-200-1-SW		✓	✓	✓	✓	✓	✓	✓
	IK-WV-300-1-TH	✓							
	IK-WV-300-1-SW	✓							
Commercial H2FLOW Water Treatment	CH2F-**	✓	✓	✓	✓	✓	✓	✓	✓
Commercial H2FLOW Replacement Media	CH2FC-**	✓	✓	✓	✓	✓	✓	✓	✓
Neutralizer Kit	SKD7466				✓*	✓*			
Commercial Rack System (Hangs 2 units Tandem)	MR-2	✓	✓	✓	✓	✓	✓	✓	✓

**MAX Gallons per minute capacity